



2018-2019 IUPUI BASKETBALL GAME NOTES

IUPUI

SCHEDULE/RESULTS

(2-1, 0-0 HORIZON)

Date	Opponent	Result/Time
Oct. 29	# Central State	W, 86-52
Nov. 6	at Xavier	L, 69-82
Nov. 10	Eastern Illinois	W, 71-65
Nov. 14	^ at Boston College	W, 76-69
Nov. 16	^ at Richmond	7:00 pm
Nov. 23	^ vs. St. Francis (NY)	7:00 pm
Nov. 24	^ vs. Grambling/Niagara	td
Nov. 28	Bradley	7:00 pm
Dec. 1	Ball State	1:00 pm
Dec. 6	IU Kokomo	7:00 pm
Dec. 12	IU Northwest	7:00 pm
Dec. 15	Western Illinois	1:00 pm
Dec. 18	at Purdue Fort Wayne	7:00 pm
Dec. 21	at Morehead State	5:35 pm
Dec. 28	*at Northern Kentucky	7:00 pm
Dec. 30	*at Wright State	3:00 pm
Jan. 4	*at UIC	7:00 pm
Jan. 10	*Cleveland State	7:00 pm
Jan. 12	*Youngstown State	1:00 pm
Jan. 17	*at Green Bay	8:00 pm
Jan. 19	*at Milwaukee	7:00 pm
Jan. 24	*Oakland	11:00 am
Jan. 26	*Detroit Mercy	1:00 pm
Feb. 1	*Northern Kentucky	7:00 pm
Feb. 3	*Wright State	1:00 pm
Feb. 9	*UIC	1:00 pm
Feb. 14	*at Youngstown State	7:00 pm
Feb. 16	*at Cleveland State	1:00 pm
Feb. 22	*Milwaukee	7:00 pm
Feb. 24	*Green Bay	1:00 pm
Feb. 28	*at Detroit Mercy	8:00 pm
Mar. 2	*at Oakland	4:00 pm
Mar. 5-6	& HL Quarterfinals	7:00 pm
Mar. 11	& HL Semifinals	td
Mar. 12	& HL Championship	td

denotes exhibition
 * denotes Horizon League games
 ^ part of Fort Myers Tip-Off
 (first two games on campus sites / last two at Niagara)
 & denotes Horizon League Tournament games
 (quarterfinals on campus sites / semis and finals in Detroit)

MEDIA COVERAGE

TV: ESPN+ / MASN
Video Stream: ESPN+
Audio: none
Live Stats: IUPUIJags.com
Twitter: @IUPUIJaguars / @IUPUIMensBball

MBB CONTACT

Ed Holdaway - IUPUI Assistant AD
Email: eholdawa@iupui.edu
Twitter: @EdHoldaway
Cell: 317-908-2645

'03 NCAA TOURNAMENT, 2010 CBI

IUPUI (2-1) at RICHMOND (1-1)

Friday, November 16, 2018 • 7:00 p.m. • Richmond, Va. • Robins Center (7,201)




STAT BREAKDOWN

IUPUI		RICH
72.0	PPG	73.0
72.0	Opp. PPG	64.5
.382	FG%	.500
.430	Opp. FG%	.422
38.0 (+2.7)	RPG (Margin)	32.0 (-4.5)
.312	3FG%	.295
.750	FT%	.517
14.7 (+0.7)	TO/G (Margin)	11.5 (+3.5)
---	RPI	---

SERIES BREAKDOWN

Overall:	0-1
Gardner vs. Richmond:	0-1
in Richmond:	0-1
in Indianapolis:	0-0
neutral:	0-0
Last Meeting:	Dec. 23, 2014
Outcome:	Richmond 57, IUPUI 53 (Richmond, Va.)
Streak:	Richmond has won 1
Quick Note:	Fifth-year senior D.J. McCall made his 2nd career start in the first-ever meeting in this series

THE JAGUARS



PROBABLE STARTERS

No.	Name	Yr.	Pos.	Ht.	Hometown	PPG	RPG	APG	FG%	3FG%	FT%
5	Camron Justice	Jr.	G	6-3	Hindman, Ky.	19.7	3.3	2.0	.349	.200	.889
22	D.J. McCall	Sr.	G	6-6	Fort Wayne, Ind.	1.3	6.3	3.7	.125	.000	.000
23	Grant Weatherford	Jr.	G	6-2	Cicero, Ind.	8.7	2.0	2.7	.563	.333	.778
24	Evan Hall	Sr.	F	6-7	Hindman, Ky.	12.0	6.0	0.5	.524	---	.333
32	Elyjah Goss	So.	F	6-7	Plainfield, Ill.	7.7	9.3	0.3	.471	.500	.571

OFF THE BENCH

0	Jaylen Minnett	So.	G	6-1	Terre Haute, Ind.	10.3	3.0	1.3	.300	.292	1.000
2	Jakoby Kemp	So.	F	6-8	Layton, Utah	---	---	---	---	---	---
4	Jack Hansen	Fr.	F	6-7	Noblesville, Ind.	6.0	2.3	0.3	.400	.400	1.000
10	Nick Rogers	Jr.	G	6-1	Indianapolis, Ind.	6.7	2.0	1.7	.571	.667	.667
11	Brandon Kenyon	Fr.	F/C	6-10	Caledonia, Ontario	3.5	0.5	0.0	.400	.000	1.000
15	Ahmed Ismail	Sr.	C	7-1	Cairo, Egypt	1.3	3.3	0.3	.000	---	.667
25	Trevor Johnson	Jr.	G	6-2	Flagstaff, Ariz.	---	---	---	---	---	---
55	Daniel Alston	Fr.	G	6-0	Champaign, Ill.	---	---	---	---	---	---

QUICK HITTERS

- IUPUI returns just five letterwinners from a season ago and three starters in **Evan Hall**, **D.J. McCall** and **Nick Rogers**. Hall is the team's top returning scorer (7.7 ppg) and rebounder (6.1 rpg) while sophomore guard **Jaylen Minnett** is next in line at 7.1 ppg.
- The Jaguars' top three scorers from last season all departed as Aaron Brennan (12.4 ppg, 4.5 rpg) and Ron Patterson (10.3 ppg) graduated and rising senior guard T.J. Henderson (10.8 ppg) opted to transfer to NAIA Marian University.
- Head coach **Jason Gardner** enters his fifth season on the Jaguars' sidelines, boasting a 49-78 career record. He's 30-36 (.455) in league games in his four seasons and guided the Jags to The Summit League Tournament Semifinals in his third season in 2016-17.
- IUPUI is seven years removed from a winning season as current Georgia State head coach Ron Hunter guided the Jaguars to a 19-14 mark in the 2010-11 campaign. Since then, IUPUI has gone just 75-148 for a .336 winning percentage.
- Four of IUPUI's newcomers this season sat out last season as part of the program and will be eligible this season. Junior guard **Camron Justice** leads that group, having transferred to IUPUI after two years at Vanderbilt. Senior center **Ahmed Ismail** has one season of eligibility remaining after coming to IUPUI from Manhattan and junior guard **Grant Weatherford** is cleared for takeoff after sitting out last season after transferring from Midland (Texas) College. The fourth is **Trevor Johnson**, who joined the program midyear last year from the junior college ranks. The Arizona-native is immediately eligible this season.
- IUPUI is expected to make 27 appearances on the ESPN family of networks, including a nationally televised game with UIC on ESPNU on Jan. 4. The Jags are scheduled for 16 games on the newly launched ESPN+ platform and 10 others on ESPN3.

2018-2019 ROSTER

NUMERIC ROSTER

##	Name	Pos.	Ht.	Wt.	Yr.	Hometown/High School (Previous)
0	Jaylen Minnett	G	6-1	180	So.	Terre Haute, Ind./Terre Haute South
1	# Jamil Jackson Jr.	G/F	6-6	190	Jr.	Minneapolis, Minn./Minneapolis North (Southern Utah)
2	Jakoby Kemp	F	6-8	190	So.	Layton, Utah/Layton (Salt Lake C.C.)
4	Jack Hansen	F	6-7	205	Fr.	Noblesville, Ind./Guerin Catholic
5	Camron Justice	G	6-3	180	Jr.	Hindman, Ky./Knott County Central (Vanderbilt)
10	Nick Rogers	G	6-1	170	Jr.	Indianapolis, Ind./Traders Point Academy (Toledo)
11	Brandon Kenyon	F/C	6-10	225	Fr.	Caledonia, Ontario/RISE Prep
14	# Marcus Burk	G	6-3	205	Jr.	Indianapolis, Ind./Franklin Central (Campbell)
15	Ahmed Ismail	C	7-1	260	Sr.	Cairo, Egypt/Nakhas Zagazig (Manhattan)
22	D.J. McCall	G	6-6	190	Sr.	Fort Wayne, Ind./Concordia Lutheran
23	Grant Weatherford	G	6-2	185	Jr.	Cicero, Ind./Hamilton Heights (Midland [Tex.] College)
24	Evan Hall	F	6-7	230	Sr.	Hindman, Ky./Knott County Central
25	Trevor Johnson	G	6-2	170	Jr.	Flagstaff, Ariz./Flagstaff (Mesa C.C.)
32	Elyjah Goss	F	6-7	195	So.	Bolingbrook, Ill./Plainfield East
55	Daniel Alston	G	6-0	175	Fr.	Champaign, Ill./Judah Christian

COACHING STAFF

Head Coach:	Jason Gardner
Alma Mater:	Arizona, '11
Career Record:	(49-78; 5th season)
IUPUI Record:	(49-78; 5th season)
Conference Record:	(30-36; 5th season)
Associate Head Coach:	Byron Rimm II
Alma Mater:	Cal State Los Angeles, '99
Assistant Coach:	Matt Bringman
Alma Mater:	Palm Beach Atlantic, '06
Assistant Coach:	Matt Dunn
Alma Mater:	Fort Hays State, '07
Dir. of Operations:	Isaac Loechle
Alma Mater:	Indiana, '01
Strength Coach:	Jason Quarles
Alma Mater:	IUPUI, '12

PRONUNCIATION GUIDE


ELYJAH Goss	(same as Elijah)
Jaylen MINNETT	(min-NET)
AHMED ISMAIL	(AH-med ISH-male)

will sit out the 2018-19 season as a Division I transfer


RADIO / TV ROSTER



#0 - JAYLEN MINNETT
6-1 // Soph. // G
Terre Haute, Ind.



#2 - JAKOBY KEMP
6-8 // Soph. // F
Layton, Utah




#4 - JACK HANSEN
6-7 // Fr. // F
Noblesville, Ind.



#5 - CAMRON JUSTICE
6-3 // Jr. // G
Hindman, Ky.



#10 - NICK ROGERS
6-1 // Jr. // G
Indianapolis, Ind.



#11 - BRANDON KENYON
6-10 // Fr. // F/C
Caledonia, Ontario



#15 - AHMED ISMAIL
7-1 // Sr. // C
Cairo, Egypt



#22 - D.J. MCCALL
6-6 // Sr. // G
Fort Wayne, Ind.



#23 - GRANT WEATHERFORD
6-2 // Jr. // G
Cicero, Ind.




#24 - EVAN HALL
6-7 // Sr. // F
Hindman, Ky.



#25 - TREVOR JOHNSON
6-2 // Jr. // G
Flagstaff, Ariz.



#32 - ELYJAH GOSS
6-7 // Soph. // F
Bolingbrook, Ill.



#55 - DANIEL ALSTON
6-0 // Fr. // G
Champaign, Ill.



JASON GARDNER
Head Coach
5th season

CAREER DOUBLE-DIGIT PERFORMANCES/STARTS

Double-Digit Scoring Games

Name	Season	Career
Goss	1	2
Hall	1	25
Hansen	1	1
Justice	2	2
McCall	0	13
Minnett	1	8
Rogers	0	3
Weatherford	1	1

20+ Point Scoring Games

Name	Season	Career
Hall	0	2
Justice	2	2
McCall	0	2
Minnett	1	1

Double-Digit Reb. Games

Name	Season	Career
Goss	2	3
Hall	1	10
McCall	0	3

Double-Doubles

Name	Season	Career
Goss	1	1
Hall	1	6

Games Started

Name	Season	Career
Goss	3	3
Hall	2	65
Ismail	1	1
Justice	3	3
McCall	3	67
Minnett	0	4
Rogers	0	25
Weatherford	3	3

POLLS

ASSOCIATED PRESS <i>Week 2 (Nov. 12)</i>				COACHES <i>Preseason (Oct. 21)</i>			
Rank	Team (1st)			Rank	Team (1st)		
1	Duke (48)			1	Kansas (14)		
2	Kansas (14)			2	Kentucky (12)		
3	Gonzaga			3	Duke (4)		
4	Virginia (2)			4	Gonzaga (1)		
5	Tennessee (1)			5	Virginia (1)		
6	Nevada			6	Tennessee		
7	North Carolina			7	North Carolina		
8	Villanova			8	Villanova		
9	Auburn			9	Nevada		
10	Kentucky			10	Michigan St.		
11	Michigan State			11	Kansas St.		
12	Kansas State			12	Auburn		
13	Oregon			13	West Virginia		
14	Florida State			14	Syracuse		
15	Syracuse			15	Florida St.		
16	Virginia Tech			16	Oregon		
17	Mississippi State			17	Virginia Tech		
18	Michigan			18	Michigan		
19	Clemson			19	Mississippi St.		
20	UCLA			20	UCLA		
21	TCU			21	TCU		
22	LSU			22	Purdue		
23	Purdue			23	Clemson		
24	Marquette			24	Washington		
25	Buffalo			25	Nebraska		

MID-MAJOR TOP 25

November 12

Rk	Team (1st)	Record	Pts.	Prev.	Conf.
1.	Gonzaga (30)	2-0	774	1	West Coast
2.	Buffalo (1)	2-0	719	2	Mid-American
3.	South Dakota State	3-0	675	5	Summit
4.	BYU	1-1	625	4	West Coast
5.	Wofford	1-1	600	8	Southern
6.	Northeastern	1-1	543	6	Colonial
7.	Saint Mary's	2-0	534	9	West Coast
8.	Loyola Chicago	1-1	486	3	Missouri Valley
9.	Southern Illinois	0-1	469	10	Missouri Valley
10.	Belmont	1-0	442	17	Ohio Valley
11.	Harvard	1-1	417	7	Ivy League
12.	Louisiana	1-1	381	11	Sun Belt
13.	Toledo	2-0	374	13	Mid-American
14.	Montana	1-0	305	16	Big Sky
15.	Georgia State	1-1	290	12	Sun Belt
16.	Murray State	1-0	285	18	Ohio Valley
17.	Illinois State	1-1	233	14	Missouri Valley
18.	Penn	2-0	218	21	Ivy League
19.	UNC Greensboro	1-1	216	20	Southern
20.	Furman	2-0	181	NR	Southern
21.	Stephen F. Austin	2-0	180	19	Southland
22.	Lipscomb	2-0	172	22	Atlantic Sun
23.	UC Irvine	2-0	107	24	Big West
24.	Charleston	2-0	101	NR	Colonial
25.	Yale	1-0	93	25	Ivy League

HORIZON LEAGUE

HORIZON LEAGUE STANDINGS <i>through Nov. 14</i>		
Team	Overall (Pct.)	HL (Pct.)
Northern Ky.....	3-0 (1.000)	0-0 (.000)
IUPUI.....	2-1 (.667)	0-0 (.000)
Wright State.....	2-1 (.667)	0-0 (.000)
Cleveland State.....	1-2 (.333)	0-0 (.000)
Green Bay.....	1-2 (.333)	0-0 (.000)
Youngstown State.....	1-2 (.333)	0-0 (.000)
Oakland.....	0-2 (.000)	0-0 (.000)
Detroit Mercy.....	0-3 (.000)	0-0 (.000)
Milwaukee.....	0-3 (.000)	0-0 (.000)
UIC.....	0-3 (.000)	0-0 (.000)

UPCOMING SCHEDULE		
Date	Game	Time
11/16	South Carolina St. vs. Cleveland St.	7pm
	IUPUI at Richmond	7pm
	Milwaukee at Cincinnati	7pm
	UNC Asheville at Northern Ky.	7pm
	Green Bay at Eastern Wash.	7:45pm
	Columbia vs. Youngstown St.	8:30pm
	Oakland at UNLV	10pm

11/17	Youngstown State at Fordham	1pm
	North Florida at Wright State	3pm
	Morehead/UMKC vs. Green Bay	4:05pm
	Manhattan at Northern Ky.	7pm
	Bradley at UIC	8pm

11/18	Fla. International vs. Youngstown St.	12pm
	Samford vs. Cleveland St.	5pm
	Coastal Carolina at Northern Ky.	6pm

11/19	Defiance at Oakland	7pm
	Loyola (Md.) at Detroit Mercy	7:30pm

11/20	Penn State vs. Wright State	tba
	tbd at Detroit Mercy	tba
	LIU Brooklyn at Milwaukee	8pm
	Green Bay at Oregon	10pm

11/21	tbd vs. Wright State	tba
	Westminister (Pa.) at Youngstown St.	7pm

11/23	James Madison at Oakland	2:30pm
	Saint Francis vs. IUPUI	7pm
	Albany at Milwaukee	8pm
	Ohio State at Cleveland State	8pm

11/24	Oral Roberts at Oakland	2:30pm
	tbd vs. IUPUI	tba
	Detroit Mercy at Eastern Michigan	2pm
	UW-Parkside at UIC	4:12pm

11/25	Northern Illinois at Oakland	2:30pm
	Purdue Fort Wayne at Cleveland St.	5pm

IUPUI HORIZON LEAGUE AWARD WINNERS

IUPUI IN HORIZON LEAGUE STATS <i>as of Nov. 12 [denotes NCAA ranking]</i>		
Category	HL [Nat Rk.]	Stat
Scoring.....	8th.....	70.0 ppg
Scoring Defense.....	4th.....	73.5 ppg
Scoring Margin.....	5th.....	-3.5 ppg
Free Throw %.....	2nd.....	72.7%
Field Goal %.....	8th.....	37.2%
Field Goal % Def.....	6th.....	42.0%
3Pt Field Goal %.....	7th.....	30.8%
3Pt Field Goal % Def....	4th.....	32.6%
Rebounding Offense....	5th.....	37.0 rpg
Rebounding Defense....	4th.....	39.0 rpg
Rebounding Margin.....	4th.....	-2.0 rpg
Blocked Shots.....	t-4th.....	3.5 bpg
Assists.....	5th.....	13.5 apg
Steals.....	8th.....	4.5 spg
Turnover Margin.....	8th.....	-0.5 to/gm
Assist/TO Ratio.....	t-7th.....	0.84 a/to
Offensive Rebounds.....	7th.....	10.5 rpg
Defensive Rebounds....	4th.....	26.5 rpg
Defensive Reb. %.....	4th.....	71.6%
Offensive Reb. %.....	6th.....	26.9%
3Pt Field Goals Made...	t-7th.....	8.0/game
Home Attendance.....	6th.....	1,350/game

Player Horizon [Natl Rk.]		Stat
Elyjah Goss		
Blocked Shots	2nd	2.0 bpg
Rebounding	2nd	9.0 rpg
Def. Rebounds	3rd	6.5 rpg
Off. Rebounds	10th	2.5 rpg

Ahmed Ismail		
Rebounding	t-19th	5.0 rpg

Camron Justice		
FT%	t-7th	78.6%
Scoring	t-11th	15.0 ppg

D.J. McCall		
Off. Rebounding	4th	3.5 rpg
Assist-to-Turnover	7th	5.0 a/to
Assists	t-6th	5.0 apg
Minutes	t-9th	31.5 mpg
Rebounding	t-12th	6.0 rpg

Jaylen Minnett		
FT%	1st	100%
3 FG	t-4th	3.0/gm
Scoring	t-13th	14.0 ppg

Nick Rogers		
3FG%	t-5th	50.0%

Grant Weatherford		
FG%	4th	66.7%
FT%	4th	83.3%
Scoring	t-22nd	11.0 ppg

BETTER THAN BEANTOWN

IUPUI got a benchmark victory in the opening game of the Fort Myers Tip-Off on Wednesday night, picking off Boston College, 76-69. Junior Camron Justice scored a game-high 29 points, including a perfect 13-of-13 from the free throw line, and his high school teammate, Evan Hall, finished his sixth career double-double with 18 points and 10 rebounds. IUPUI outrebounded Boston College 40-28 overall and 16-5 off the offensive glass, leading to 13 second chance points. Sophomore Elyjah Goss just missed his second straight double-double with nine points and 10 boards.

It was IUPUI's first win over a Power 5 foe since defeating Seton Hall in 2008 and the first win over an ACC opponent since winning at Georgia Tech in 2001.

Here are some other tidbits from the win at Boston College.

-Justice's 13-for-13 night at the foul line tied for the fourth-most in school history without a miss. The school record is 18-for-18.

-Junior guard Nick Rogers was a perfect 2-for-2 from three and 2-for-2 at the foul line off the bench, including a 30-footer as the shot clock was expiring in the final minute to make it a two possession game.

-IUPUI outscored Boston College 19-4 in fast break points, including seven straight during a 7-0 first half run.

-Justice had the Jaguars' highest +/- of the night at +16 while Rogers was +10 in just 15 minutes off the IUPUI bench.

-IUPUI hit 40 percent from the floor for the first time this season after being held under 40 in the season's first two games.

-IUPUI is now just 5-70 (.067) when being outshot from the floor under head coach Jason Gardner.

BLOW OUT THE CANDLES

Head coach Jason Gardner celebrated his 38th birthday in style, collecting his 50th career head coaching win at Boston College on Wednesday night.

Gardner is third on the program's all-time wins list at 50, but is a far cry from the top two in program history. Current Georgia State head coach Ron Hunter (275) and IUPUI Hall of Famer Bob Lovell (195) own the top two spots in program history.

OVER .500

It's a rare feat that the Jaguars sit above .500 under head coach Jason Gardner. IUPUI is at 2-1 for the first time since the 2012-13 season and hasn't started 3-1 since 2004-05. A Gardner-led IUPUI team has never been above .500 later than the fifth game of the season.

SHARING THE WEALTH

In just three games, only one IUPUI player has scored in double-figures more than once as Justice has a pair of 20-point games. Beyond that, five others (Goss, Hall, Hansen, Justice, Minnett and Weatherford) have hit for double-digits in at least one of the three games. IUPUI has had a 20-point scorer in each of the season's first three games with Minnett going for 20+ at Xavier and Justice scoring 20-or-more in the two games since.

SPIDER NOTES

Today's game is the second-ever meeting between IUPUI and Richmond. The two sides hooked up on Dec. 23, 2014 in Gardner's first season on the sidelines with the Spiders winning, 57-53. Ironically, now senior D.J. McCall made his second career start in that contest, finishing with a rebound and an assist in 13 minutes of action. McCall, a fifth-year senior, is the lone active player to have played in that matchup.

True freshmen Brandon Kenyon and Richmond's Matt Grace were teammates at RISE Prep last season. Kenyon comes in averaging 3.5 points in his first two collegiate games while Grace is averaging 1.5 points per game for the Spiders.

TRENDS

Some trends are beginning to shake out after the season's opening three games. Sophomore Elyjah Goss has led the Jaguars in rebounding in all three games and comes in averaging 9.3 boards per game and 3.0 offensive boards per contest.

IUPUI is shooting just 38.2 percent from the floor in the season's first three games and just 31.2 percent from three-point range. The poor shooting has led to plenty of offensive rebound opportunities as IUPUI is grabbing 12.3 per contest.

700 DAYS

IUPUI junior guard Camron Justice was 700 days removed from his last competitive basketball game when the Jags took the floor against Xavier. Justice played just more than a season at Vanderbilt before joining the IUPUI program prior to last fall and sitting the full season as a transfer. Prior to Xavier, Justice last played in a game on Dec. 6, 2016 when the Commodores defeated High Point.

Justice and Evan Hall were high school teammates at Knott County Central (Ky.) High School, helping the Patriots to four straight state tournament appearances. Justice finished his high school career with 3,588 points and 393 treys before being named the 2015 Kentucky Mr. Basketball.

OTHER NEWBIES

While Justice is nearly two full years removed from his last Division I game, others in the Jaguars' rotation are in similar spots. Junior guard Grant Weatherford has never appeared in a Division I game, despite graduating from Hamilton Heights High School in 2015. Weatherford redshirted at Purdue in 2015-16, played a full season at Midland (Texas) College in 2016-17 and sat out all of last season.

A LOOK BACK

Last year's IUPUI team ranked among the nation's best in steals (6.8 spg) and turnovers forced (14.7 to/game). IUPUI ranked 53rd nationally in turnovers forced per game

and were among the nation's best in steals percentage.

In addition, last year's squad was among the best in the country in hitting the offensive glass, grabbing 11.5 offensive caroms per game. Evan Hall ranked 102nd individually in offensive rebounding, grabbing 2.6 offensive boards per contest as a junior.

HOT BENCH

A staple under head coach Jason Gardner has been his teams' bench scoring as the IUPUI leader likes to play 9-10 players and use his bench frequently. Gardner's teams have matched or outscored the opposition's bench in 94 of 128 games (73.4 percent), including the season's first three games. All total, the IUPUI bench is averaging better than 25 points per game, accounting for 36 percent of the team's scoring.

2018-19 #HLMBB PRESEASON POLL RESULTS

Below are the results of the Horizon League Preseason Polls, as voted on by the league's coaches and media personnel. IUPUI is largely picked to finish anywhere from fourth to sixth according to preseason publications, including being picked sixth in the league's preseason poll.

Pl. School (1st-place) – Votes

1. Wright State (25) – 377
2. Northern Kentucky (10) – 356
3. UIC (4) – 310
4. Oakland – 239
5. Green Bay – 238
6. IUPUI – 188
7. Cleveland State – 175
8. Milwaukee (1) – 140
9. Youngstown State – 104
10. Detroit Mercy – 73

Preseason Player of the Year: Drew McDonald, Northern Kentucky

First Team (alphabetical order by school)

Tyree Appleby, Cleveland State
Sandy Cohen III, Green Bay
Drew McDonald, Northern Kentucky
Marcus Ottey, UIC
Loudon Love, Wright State

Second Team (alphabetical order by school)

Kameron Hankerson, Green Bay
Jalen Tate, Northern Kentucky
Tarkus Ferguson, UIC
Mark Hughes, Wright State
Naz Bohannon, Youngstown State

PERCENTAGES

In just five individuals, IUPUI returns 43 percent of the team's scoring (885 of 2047 points) and 52 percent of the team's minutes (3,133 of 6,025) from a season ago.

POWER PLAYERS

Three members of the IUPUI roster have spent time at Power 5 universities prior to joining the IUPUI program. Camron Justice played two seasons at Vanderbilt prior to joining the Jaguars last season to sit out his year in residency. Grant Weatherford redshirted the 2015-16 as a true freshman at Purdue University before later attending Midland (Texas) College before coming to IUPUI. Sophomore Jakoby Kemp redshirted the 2016-17 season at Mizzou for Kim Anderson before transferring to Salt Lake Community College last season and joining the Jaguars this offseason.

BRAND NEW BENCH

With the abrupt departure of longtime Associate Head Coach Matt Crenshaw to Ball State in October, the Jaguars have nearly an entirely new bench this season. Matt Bringman enters his second season on the IUPUI sidelines while Matt Dunn joined the program from Northern Arizona in August. Former Anderson University player Isaac Loechle (pronounced LOCK-lee) joined the IUPUI program as Director of Operations in July after Senior Advisor Andy Fagan opted to leave the coaching ranks immediately after last season. Most recently, Byron Rimm II, who spent 10 years as head coach at Prairie View A&M, joined the staff as associate head coach.

NEW LOOK

Not only does IUPUI have a new look on the bench this season, the Jaguars also have a new apparel provider this season, having switched from Nike to adidas this summer. IUPUI will have three different uniform combinations - red on white at home, white on red on the road and an alternate red on black for road games as well.

FAMILY TIES

Jakoby Kemp's older brother, Marcus, played football at Hawaii and is in his second season with the NFL's Kansas City Chiefs. Marcus collected his first NFL reception earlier this season in the Chiefs' 38-27 win over the 49ers.

Grant Weatherford's younger brother, Sterling, is currently a redshirt freshman defensive back at Miami (Ohio). Sterling was named Miami's Defensive Scout Team Player of the Year in 2017.

FOOTER ALERT

Manhattan-transfer Ahmed Ismail is the tallest player in IUPUI history and just the

NEWS, NOTES & STORYLINES (CONT.)

second 7-footer in program history. The previous tallest was Bill Van Senus (2003-2008), who appeared in 83 games and made six starts during his four-year career.

NORTH OF THE BORDER

True freshman Brandon Kenyon is IUPUI's first Canadian-born player since 1998-99 when Shaun Clarke (Vaughn, Ontario) was part of the Jaguars' program. However, Clarke redshirted that season and never appeared in a game for the Jaguars.

Kenyon was a teammate of Duke's R.J. Barrett and Florida's Andrew Nembhard while playing for the 17U Nike EYBL UPLAY Canada program.

UTAH NATIVE

Sophomore Jakoby Kemp is IUPUI's first-ever Utah native in program history. Kemp, a 6-foot-8 forward, transferred to IUPUI from Salt Lake City Community College and is originally from Layton, Utah.

HOMESTANDS

IUPUI's schedule this year boasts a pair of five-game homestands - one in non-conference play and the other in Horizon League play. The five-game non-conference homestand will run from Nov. 28-Dec. 15 as the Jags take on Bradley, Ball State, IU Kokomo, IU Northwest and Western Illinois in succession.

During league play, IUPUI will play five straight home games from Jan. 24-Feb. 9, welcoming the group of Oakland, Detroit Mercy, Northern Kentucky, Wright State and UIC during that span.

OTHER SCHEDULE NOTES

IUPUI will play four games in the Fort Myers Tip-Off, ironically none of which will be played in Fort Myers. The Jaguars will play true road games at Boston College (Nov. 14) and Richmond (Nov. 16) in the opening half of the tournament before heading to Niagara for the second half. The Jags will face St. Francis Brooklyn on Nov. 23 and either Grambling State or Niagara on Nov. 24.

The remainder of the non-conference schedule is either part of home-and-home agreements (Eastern Illinois, Bradley, Ball State, Western Illinois, Purdue Fort Wayne & Morehead State), non-Division I home games (IU Kokomo & IU Northwest) or guarantee games (Xavier).

IUPUI is already committed to a road game at Ball State in the 2019-2020 season and will receive a home game from Purdue Fort Wayne next season.

LOOKING AHEAD

As he likes to do, Gardner has two Division I transfers waiting in the wings for next season in juniors Jamil Jackson (Southern Utah) and Marcus Burk (Campbell). Jackson, a native of Minneapolis, was limited to five games last season at Southern Utah, totaling 14 points and two boards. The year prior, he was an NJCAA honorable mention All-American at Williston State where he averaged 16.3 points and 6.4 rebounds per game.

Burk, an Indianapolis-native and graduate of Franklin Central, comes home after two successful seasons at Campbell University. The 6-foot-3 sharpshooter averaged 14.8 points per game last season while hitting 91-of-226 (40.3 percent) from three-point range. In two years at Campbell, Burk averaged 11.2 points per game and hit 158 treys at a 40.2 percent clip. As a senior at Franklin Central, he averaged 25.3 points, 5.7 rebounds and 2.7 assists per game.

Both will have two years of eligibility remaining, beginning next season.

NEW TOURNEY FORMAT

The Horizon League Tournament will take on a new format this season as only the top eight teams will make the postseason instead of the 10-team all comers event.

The quarterfinals round will be played on Mar. 5-6 on campus sites with the top four seeds getting to host games. From there, the semifinals and championship game will be played at Little Caesars Arena in Detroit, Mich., on Mar. 11-12.

PRODUCING PROS

This past offseason, Gardner saw three of his former players ink their first professional contracts at Aaron Brennan inked a deal with the Walter Tigers in Germany and Kellon Thomas followed suit, signing with the EVL Baskets Limburg in Germany. Maurice Kirby inked a deal with Club Sayago in Uruguay.

IUPUI has eight individuals playing professionally at this point, keyed by George Hill, who enters his 11th season in the NBA and second season with the Cleveland Cavaliers. He's started all six games to start this season and is averaging 12.3 points and 2.3 assists per game.

In addition, Darell Combs, Robert Glenn and Alex Young are all thriving overseas.

27 TIMES

IUPUI is expected to make 27 appearances on the ESPN family of networks, including a nationally televised game with UIC on ESPN on Jan. 4. The Jags are scheduled for 16 games on the newly launched ESPN+ platform and 10 others on ESPN3.

Greg Rakestraw (ppx) and IUPUI Hall of Famer Bob Lovell (analyst) will return as the Jaguars' broadcast crew for every home game this season.

AT THE HORN

Winning games at the horn has been a staple of head coach Jason Gardner's squads. Since Gardner took over, IUPUI has won five games in the closing seconds, including three as time expired:

P.J. Boutte - 15' floater at the horn vs. Ball State (71-69 / Nov. 22, 2014)

Marcellus Barksdale - layup at the horn at IPFW (84-82 / Jan. 23, 2016)

Jordan Pickett - wing 3 with :02 vs. NDSU (73-72 / Jan. 31, 2016)

Darell Combs - wing J with :01.5 vs. SDSU (85-83 / Jan. 18, 2017)

Evan Hall - layup at the horn vs. Milwaukee (72-71 / Jan. 10, 2018)

UNIVERSITY QUICK FACTS

Location	Indianapolis, Ind.
Founded	1969
Nickname	Jaguars
Colors	Red, gold & black
Enrollment	30,690
Affiliation	NCAA Division I
Conference	The Horizon League
Home Facility (Cap.)	Indiana Farmers Coliseum (6,800)
Chancellor	Dr. Nasser Paydar
Athletics Director	Dr. Roderick Perry
Website	www.IUPUIJags.com
Twitter	@IUPUIJaguars
Athletics Phone	(317) 278-5247
Mailing Address	1000 Waterway Blvd. Indianapolis, IN 46202

BASKETBALL HISTORY

First Yr. of basketball	1972
Seasons of basketball	47th
Seasons of Division I basketball	21st
Division I (1998-pres.) Record	259-285 (.476)
NCAA Appearances	1
Last NCAA Appearance	2003
Last Postseason Appearance	2010 (CBI - Second Round)

UNIVERSITY NOTES

ABOUT THE UNIVERSITY

IUPUI is a public research university located in downtown Indianapolis that is the result of a merger of the Purdue Indianapolis Extension Center (1946) and Indiana University Indianapolis (1916). The merger was completed in 1969 and athletics began in 1972.

The university offers more than 200 degree programs and boasts an enrollment over 30,000 (22,000 undergrad and 8,000 postgrad). The university also boasts an endowment of more than \$850 million.

The university is ranked among the Top 200 "National Universities" and ranked 7th for "Up and Coming Schools." U.S. News has ranked IUPUI among the nation's elite for 13 straight years.

All total, the campus covers 509 acres and is located along Indy's Cultural Trail.

IUPUI includes the nation's largest nursing school, the second largest medical school in the country, the only dental school in the state, and the country's oldest school of physical education. IUPUI is among the top 20 campuses in the nation for graduate professional degrees conferred

IUPUI AT 50

IUPUI is currently amidst a 50th anniversary year with the official 50th anniversary landing on Jan. 26, 2019.

Founded in 1969, IUPUI is an urban campus in Indianapolis, the 15th largest city in the United States, with a population of 2 million in the metropolitan statistical area. The campus is just west of downtown, within walking distance of the state capitol and other governmental offices, and the site of numerous nationally renowned businesses and art, sports, education, and health facilities.

In 1968, Dr. Maynard K. Hine, dean of the IU School of Dentistry began working with then Indianapolis Mayor Richard Lugar, IU President Joseph L. Sutton, Purdue President Frederick L. Hovde, and other forward-thinking community leaders to establish IUPUI in 1969 through the merger of the Indianapolis extension programs of both IU and Purdue. Some schools, however, were established before the merger, including the IU School of Medicine, IU School of Dentistry, IU Robert H. McKinney School of Law, IU School of Liberal Arts, and IU Herron School of Art.

ATHLETIC PROWESS

IUPUI was a primary beneficiary of the 1987 Pan-American Games in Indianapolis and continues to boast some world renowned facilities.

The IU Natatorium is located on the IUPUI campus and is among the best swimming & diving facilities in the world. It has hosted the U.S. Olympic Team Trials four different times and and 12 NCAA National Championship meets. In addition, the 2017 World Juniors were held at IUPUI and 16 world records have been set in the Natatorium water.

Adjacent west is the Michael A. Carroll Track & Soccer Stadium which has hosted several USA Outdoor Track & Field Championships and NCAA Championships, along with the 1988 US Olympic Trials. Florence Griffith-Joyner set the 100m world record of 10.49 on the track.

In basketball circles, IUPUI is best known as the long-time host of the Nike All-American Camp, which was held on campus for two decades. The nation's top prep players and coaches from every level converged on campus for two weeks each summer in what was considered the elite college recruiting event of the year. Alum included LeBron James, Chris Webber, Allen Iverson, Kevin Garnett, Jason Kidd and Paul Pierce, among many others.

GEORGE HILL

IUPUI's best known basketball alum is current NBAer George Hill, who is in his 11th year in the league this season. Hill was originally drafted by the San Antonio Spurs (1st rd., 26th overall) in 2008.

He's played for the Spurs (2008-11), Indiana Pacers (2011-16), Utah Jazz (2016-17), Sacramento Kings (2017-18) and Cleveland Cavaliers (2018-pres.). He's played in nearly 700 regular season games, making well over 400 career starts and averaging 11.6 points per game in his NBA career.

Entering this season, he's played in 102 career playoff games, starting 90 times and averaging 12.4 points per game.

2018-2019 MISCELLANEOUS STATISTICS

IUPUI'S RECORD WHEN...

	'18-19 Overall	'18-19 Horizon	Under Gardner
Home:	1-0	0-0	31-18
Away:	1-1	0-0	18-55
Neutral:	0-0	0-0	1-5
Overtime:	0-0	0-0	5-6
Lead @ Halftime:	1-0	0-0	36-12
Trail @ Halftime:	1-1	0-0	10-62
Tied @ Halftime:	0-0	0-0	4-4
Leading w/ 5:00 left:	2-0	0-0	42-6
Trailing w/ 5:00 left:	0-1	0-0	3-68
Tied w/ 5:00 left:	0-0	0-0	5-4
Shooting 50% or better:	0-0	0-0	22-3
Shooting 40-50%:	1-0	0-0	25-35
Shooting less than 40%:	1-1	0-0	3-40
Shooting better % than opp.	1-0	0-0	45-8
Shooting worse % than opp.	1-1	0-0	5-70
Scoring less than 60:	0-0	0-0	3-28
Score 60-69 pts:	0-1	0-0	8-28
Score 70-79 pts:	2-0	0-0	20-15
Score 80-89 pts:	0-0	0-0	16-7
Score 90+ pts:	0-0	0-0	3-0
Opp. scores less than 60:	0-0	0-0	10-5
Opp. scores 60-69 pts:	2-0	0-0	20-15
Opp. scores 70-79 pts:	0-0	0-0	12-28
Opp. scores 80-89 pts:	0-1	0-0	8-20
Opp. scores 90+ pts:	0-0	0-0	0-10
Commit less TO than opp.	2-0	0-0	25-31
Commit more TO than opp.	0-1	0-0	22-44
Commit same TO as opp.	0-0	0-0	3-3
Outrebound opponent:	2-0	0-0	32-24
Outrebounded:	0-1	0-0	16-51
Rebounding is equal:	0-0	0-0	2-3
Bench outscores opp.:	2-1	0-0	44-45
Bench is outscored:	0-0	0-0	6-28
Bench scoring is equal:	0-0	0-0	0-5
Hit more FT than opp.:	1-1	0-0	30-15
Hit less FT than opp.:	1-0	0-0	19-60
Hit same FT as opp.:	0-0	0-0	1-3
Hit more 3's than opp.:	1-0	0-0	23-28
Hit less 3's than opp.:	0-0	0-0	20-38
Hit same 3's as opp.:	1-1	0-0	7-12
Decided by 5 pts or less:	0-0	0-0	21-19
Decided by 6-10 points:	2-0	0-0	10-22
Decided by 10+ points:	0-1	0-0	19-37
In home whites:	1-0	0-0	32-18
In road blacks:	0-0	0-0	4-23
In road reds:	1-1	0-0	14-37
7 in double-digits:	0-0	0-0	1-0
6 in double-digits:	0-0	0-0	1-0
5 in double-digits:	0-0	0-0	5-3
4 in double-digits:	0-0	0-0	15-8
3 in double-digits:	1-0	0-0	14-24
2 in double-digits:	1-1	0-0	12-35
1 in double-digits:	0-0	0-0	2-6
0 in double-digits:	0-0	0-0	0-2
On Mondays:	0-0	0-0	3-8
On Tuesdays:	0-1	0-0	3-11
On Wednesdays:	1-0	0-0	8-9
On Thursdays:	0-0	0-0	4-12
On Fridays:	0-0	0-0	8-6
On Saturdays:	1-0	0-0	20-25
On Sundays:	0-0	0-0	4-8
In November:	2-1	0-0	10-18
In December:	0-0	0-0	10-22
In January:	0-0	0-0	17-16
In February:	0-0	0-0	12-18
In March:	0-0	0-0	1-4

TIMES LED

GAMES WITH

TOTAL

Player	Pts.	Reb.	Ast.	Stl.	Blk.	10+ Pts.	20+ Pts.	10+ Reb.	3+ Ast.	3+ Blk.	3+ Stl.	3+ 3's	Dunks	Dbl-Dbls
0-Minnett	1/4	0/0	0/2	1/2	0/1	1/8	1/1	0/0	0/1	0/0	0/0	1/7	0/0	0/0
2-Kemp	0/0	0/0	0/0	0/0	0/0	0/0	0/0	0/0	0/0	0/0	0/0	0/0	0/0	0/0
4-Hansen	0/0	0/0	0/0	0/0	0/0	1/1	0/0	0/0	0/0	0/0	0/0	0/0	0/0	0/0
5-Justice	2/2	0/0	1/1	2/2	0/0	2/2	2/2	0/0	3/3	0/0	1/1	0/0	0/0	0/0
10-Rogers	0/0	0/0	0/15	1/3	0/1	0/3	0/0	0/0	1/16	0/0	0/0	0/1	0/2	0/0
11-Kenyon	0/0	0/0	0/0	0/0	0/0	0/0	0/0	0/0	0/0	0/0	0/0	0/0	0/0	0/0
15-Ismael	0/0	0/0	0/0	0/0	0/0	0/0	0/0	0/0	0/0	0/0	0/0	0/0	0/0	0/0
22-McCall	0/6	0/14	2/17	0/24	0/9	0/13	0/2	0/3	2/19	0/0	0/7	0/3	1/23	0/0
23-Weatherford	0/0	0/0	1/1	1/1	0/0	1/1	0/0	0/0	1/1	0/0	0/0	0/0	0/0	0/0
24-Hall	0/3	1/26	0/1	0/9	1/30	1/25	0/2	1/10	0/3	0/4	0/1	0/0	0/11	1/6
25-Johnson	0/0	0/0	0/0	0/0	0/0	0/0	0/0	0/0	0/0	0/0	0/0	0/0	0/0	0/0
32-Goss	0/0	3/6	0/1	1/4	2/6	1/2	0/0	2/3	0/1	0/1	0/0	0/0	3/17	1/1
55-Alston	0/0	0/0	0/0	0/0	0/0	0/0	0/0	0/0	0/0	0/0	0/0	0/0	0/0	0/0

totals listed by season/career

SPECIALTY STATS (IUPUI/OPP)

PP = Points in the Paint; POT = Points off Turnover; 2nd = 2nd Chance Points; BP = Bench Points

Opponent	Result	PP	POT	2nd	BP	Lead	Largest	Lead	Changes	Ties
#Central State	W, 86-52	30/10	19/8	10/1	46/21	39	---	0	0	0
at Xavier	L, 69-82	16/36	10/19	4/11	41/14	2	18	2	2	2
Eastern Illinois	W, 71-65	22/24	11/12	11/11	20/10	14	2	4	4	4
at Boston College	W, 76-69	26/20	22/13	12/8	16/8	7	14	6	5	5
at Richmond										
vs. St. Francis (NY)										
vs. Grambling/Niagara										
Bradley										
Ball State										
IU Kokomo										
IU Northwest										
Western Illinois										
at Purdue Fort Wayne										
at Morehead State										
at Northern Ky.										
at Wright State										
at UIC										
Cleveland St.										
Youngstown St.										
at Green Bay										
at Milwaukee										
Oakland										
Detroit Mercy										
Northern Ky.										
Wright State										
UIC										
at Youngstown St.										
at Cleveland St.										
Milwaukee										
Green Bay										
at Detroit Mercy										
at Oakland										
HL Quarters										
HL Semis										
HL Championship										
Season Highs		26/36	22/19	12/11	41/14	14	18	6	5	5
Season Lows		16/20	10/12	4/8	16/8	2	2	2	2	2
Totals		64/80	43/44	27/30	77/32	-	-	12	11	11
Averages		21.3/26.7	14.3/14.7	9.0/10.0	25.7/10.7	-	-	4.0	3.7	3.7

WIN/LOSS MARGINS

Wins	1	1													
Margin	1	2	3	4	5	6	7	8	9	10	11-15	16-20	21-29	30+	
Losses											1				

2018-2019 IUPUI STATISTICS

IUPUI Basketball IUPUI Combined Team Statistics (as of Nov 15, 2018) All games



RECORD:	OVERALL	HOME	AWAY	NEUTRAL
ALL GAMES	2-1	1-0	1-1	0-0
CONFERENCE	0-0	0-0	0-0	0-0
NON-CONFERENCE	2-1	1-0	1-1	0-0

#	Player	gp-gs	min	avg	Total		3-Point		F-Throw		Rebounds				pf	dq	a	to	blk	stl	pts	avg
					fg-fga	fg%	3fg-fga	3fg%	ft-fa	ft%	off	def	tot	avg								
05	JUSTICE, Camron	3-3	80	26.7	15-43	.349	5-25	.200	24-27	.889	2	8	10	3.3	6	0	6	6	0	4	59	19.7
24	HALL, Evan	2-2	59	29.5	11-21	.524	0-0	.000	2-6	.333	7	5	12	6.0	5	0	1	4	2	2	24	12.0
00	MINNETT, Jaylen	3-0	71	23.7	9-30	.300	7-24	.292	6-6	1.000	0	9	9	3.0	7	0	4	4	0	2	31	10.3
23	WEATHERFORD, Gra	3-3	81	27.0	9-16	.563	1-3	.333	7-9	.778	0	6	6	2.0	11	1	8	9	0	2	26	8.7
32	GOSS, Elyjah	3-3	81	27.0	8-17	.471	3-6	.500	4-7	.571	8	20	28	9.3	4	0	1	3	4	2	23	7.7
10	ROGERS, Nick	3-0	50	16.7	4-7	.571	4-6	.667	8-12	.667	0	6	6	2.0	5	0	5	6	0	3	20	6.7
04	HANSEN, Jack	3-0	38	12.7	6-15	.400	4-10	.400	2-2	1.000	2	5	7	2.3	4	0	1	1	1	0	18	6.0
11	KENYON, Brandon	2-0	19	9.5	2-5	.400	0-1	.000	3-3	1.000	0	1	1	0.5	5	1	0	1	1	0	7	3.5
15	ISMAIL, Ahmed	3-1	30	10.0	0-3	.000	0-0	.000	4-6	.667	3	7	10	3.3	13	1	1	4	1	0	4	1.3
22	McCALL, D.J.	3-3	91	30.3	2-16	.125	0-2	.000	0-2	.000	11	8	19	6.3	5	0	11	6	0	1	4	1.3
Team											4	2	6									
Total.....		3	600		66-173	.382	24-77	.312	60-80	.750	37	77	114	38.0	65	3	38	44	9	16	216	72.0
Opponents.....		3	600		71-165	.430	23-67	.343	51-74	.689	26	80	106	35.3	68	5	40	46	13	20	216	72.0

TEAM STATISTICS	IUPUI	OPP
SCORING	216	216
Points per game	72.0	72.0
Scoring margin	+0.0	-
FIELD GOALS-ATT	66-173	71-165
Field goal pct	.382	.430
3 POINT FG-ATT	24-77	23-67
3-point FG pct	.312	.343
3-pt FG made per game	8.0	7.7
FREE THROWS-ATT	60-80	51-74
Free throw pct	.750	.689
F-Throws made per game	20.0	17.0
REBOUNDS	114	106
Rebounds per game	38.0	35.3
Rebounding margin	+2.7	-
ASSISTS	38	40
Assists per game	12.7	13.3
TURNOVERS	44	46
Turnovers per game	14.7	15.3
Turnover margin	+0.7	-
Assist/turnover ratio	0.9	0.9
STEALS	16	20
Steals per game	5.3	6.7
BLOCKS	9	13
Blocks per game	3.0	4.3
ATTENDANCE	1350	13468
Home games-Avg/Game	1-1350	2-6734
Neutral site-Avg/Game	-	0-0

Date	Opponent		Score	Att.
11/06/18	at Xavier	L	69-82	10224
11/10/18	EASTERN ILL.	w	71-65	1350
11/14/18	at Boston College	w	76-69	3244

\$ = Fort Myers Tip-Off (campus sites)
* = Horizon League game

Score by Periods	1st	2nd	Totals
IUPUI	105	111	216
Opponents	110	106	216

2017-2018 IUPUI HORIZON LEAGUE ONLY STATISTICS

THE STAT CREW SYSTEM IUPUI Combined Team Statistics (as of Feb 25, 2018) Conference games only



RECORD:	OVERALL	HOME	AWAY	NEUTRAL
ALL GAMES	8-10	6-3	2-7	0-0
CONFERENCE	8-10	6-3	2-7	0-0
NON-CONFERENCE	0-0	0-0	0-0	0-0

#	Player	gp-gs	min	avg	Total		3-Point		F-Throw		Rebounds												pts	avg
					fg-fga	fg%	3fg-fga	3fg%	ft-fa	ft%	off	def	tot	avg	pf	dq	a	to	blk	stl				
45	BRENNAN, Aaron	18-18	508	28.2	83-176	.472	20-47	.426	42-53	.792	23	62	85	4.7	46	1	30	36	9	19	228	12.7		
01	HENDERSON, T.J.	18-0	394	21.9	62-149	.416	26-66	.394	41-47	.872	4	36	40	2.2	39	0	29	46	3	21	191	10.6		
25	PATTERSON, Ron	18-17	496	27.6	65-160	.406	35-94	.372	16-28	.571	10	52	62	3.4	41	2	27	32	15	19	181	10.1		
24	HALL, Evan	18-18	421	23.4	58-134	.433	0-0	.000	23-75	.307	58	73	131	7.3	48	1	12	33	17	18	139	7.7		
22	McCALL, D.J.	18-18	508	28.2	42-105	.400	6-27	.222	40-53	.755	24	51	75	4.2	42	0	37	23	9	24	130	7.2		
00	MINNETT, Jaylen	18-0	359	19.9	41-101	.406	33-77	.429	11-16	.688	4	15	19	1.1	22	0	18	26	0	7	126	7.0		
10	ROGERS, Nick	18-18	430	23.9	27-77	.351	11-30	.367	38-51	.745	5	27	32	1.8	34	1	55	38	0	8	103	5.7		
31	KIRBY, Maurice	18-0	258	14.3	28-59	.475	0-1	.000	14-25	.560	20	42	62	3.4	40	1	6	16	7	4	70	3.9		
32	GOSS, Elyjah	18-0	238	13.2	19-46	.413	1-4	.250	9-14	.643	22	36	58	3.2	25	0	5	9	8	5	48	2.7		
12	HUDSON, Chad	3-0	4	1.3	1-2	.500	0-1	.000	0-0	.000	0	0	0	0.0	0	0	0	0	0	0	2	0.7		
40	BORGMAN, Evan	4-1	9	2.3	0-2	.000	0-1	.000	0-2	.000	1	1	2	0.5	0	0	0	0	0	0	0	0.0		
Team											35	24	59				5							
Total.....		18	3625		426-1011	.421	132-348	.379	234-364	.643	206	419	625	34.7	337	6	219	264	68	125	1218	67.7		
Opponents.....		18	3625		444-979	.454	112-356	.315	276-368	.750	169	443	612	34.0	324	7	231	261	71	147	1276	70.9		

TEAM STATISTICS	IUPUI	OPP
SCORING	1218	1276
Points per game	67.7	70.9
Scoring margin	-3.2	-
FIELD GOALS-ATT	426-1011	444-979
Field goal pct	.421	.454
3 POINT FG-ATT	132-348	112-356
3-point FG pct	.379	.315
3-pt FG made per game	7.3	6.2
FREE THROWS-ATT	234-364	276-368
Free throw pct	.643	.750
F-Throws made per game	13.0	15.3
REBOUNDS	625	612
Rebounds per game	34.7	34.0
Rebounding margin	+0.7	-
ASSISTS	219	231
Assists per game	12.2	12.8
TURNOVERS	264	261
Turnovers per game	14.7	14.5
Turnover margin	-0.2	-
Assist/turnover ratio	0.8	0.9
STEALS	125	147
Steals per game	6.9	8.2
BLOCKS	68	71
Blocks per game	3.8	3.9
ATTENDANCE	10126	24103
Home games-Avg/Game	9-1125	9-2678
Neutral site-Avg/Game	-	0-0

Date	Opponent	Score	Att.
* 12/28/17	at Northern Kentucky	L 59-77	4203
* 12/30/17	at Wright State	L 52-60	3649
* 01/02/18	at Green Bay	W 67-63	1932
* 01/04/18	UIC	L 65-70	815
* 01/10/18	MILWAUKEE	W 72-71	1002
* 01/12/18	GREEN BAY	W 67-61	827
* 01/16/18	DETROIT MERCY	W 81-66	807
* 01/18/18	at Cleveland State	L 67-70	1125
* 01/20/18	at Youngstown State	L 62-85	3222
* 01/27/18	at UIC	L 62-71	3373
* 02/02/18	at Detroit Mercy	L 60-74	1018
* 02/04/18	at Oakland	L 74-82	2710
* 02/08/18	CLEVELAND STATE	W 78-73	910
* 02/10/18	YOUNGSTOWN STATE	L 80-84	905
* 02/16/18	at Milwaukee	Wot 76-71	2871
* 02/19/18	OAKLAND	W 74-67	1063
* 02/23/18	WRIGHT STATE	W 66-56	2263
* 02/25/18	NORTHERN KENTUCKY	L 56-75	1534

* = Horizon League game

Score by Periods	1st	2nd	OT	Totals
IUPUI	571	635	12	1218
Opponents	603	666	7	1276

2018-2019 STATISTICAL SPLITS

Wins (2 total)

##	Player	gp-gs	min	avg	Total		3-Point		F-Throw		Rebounds				pf	dq	a	to	blk	stl	pts	avg
					fg-fga	fg%	3fg-fga	3fg%	ft-fita	ft%	off	def	tot	avg								
05	JUSTICE, Camron	2-2	69	34.5	14-37	.378	4-21	.190	18-20	.900	2	5	7	3.5	4	0	6	3	0	3	50	25.0
24	HALL, Evan	2-2	59	29.5	11-21	.524	0-0	.000	2-6	.333	7	5	12	6.0	5	0	1	4	2	2	24	12.0
32	GOSS, Elyjah	2-2	55	27.5	6-12	.500	3-5	.600	4-5	.800	6	14	20	10.0	4	0	1	2	2	1	19	9.5
23	WEATHERFORD, Gra	2-2	55	27.5	6-9	.667	1-2	.500	5-7	.714	0	4	4	2.0	8	1	7	6	0	1	18	9.0
10	ROGERS, Nick	2-0	31	15.5	3-5	.600	3-5	.600	8-12	.667	0	3	3	1.5	2	0	2	3	0	3	17	8.5
00	MINNETT, Jaylen	2-0	37	18.5	3-15	.200	2-12	.167	2-2	1.000	0	6	6	3.0	5	0	2	2	0	1	10	5.0
04	HANSEN, Jack	2-0	20	10.0	3-7	.429	2-4	.500	0-0	.000	1	2	3	1.5	2	0	1	1	0	0	8	4.0
15	ISMAIL, Ahmed	2-0	12	6.0	0-3	.000	0-0	.000	1-2	.500	2	2	4	2.0	9	1	1	2	1	0	1	0.5
11	KENYON, Brandon	1-0	3	3.0	0-0	.000	0-0	.000	0-0	.000	0	0	0	0.0	0	0	0	0	1	0	0	0.0
22	McCALL, D.J.	2-2	59	29.5	0-8	.000	0-1	.000	0-0	.000	7	7	14	7.0	4	0	6	6	0	1	0	0.0
Team											3	2	5									
Total.....		2	400		46-117	.393	15-50	.300	40-54	.741	28	50	78	39.0	43	2	27	29	6	12	147	73.5
Opponents.....		2	400		40-99	.404	14-38	.368	40-55	.727	13	50	63	31.5	46	3	22	33	7	10	134	67.0

Losses (1 total)

##	Player	gp-gs	min	avg	Total		3-Point		F-Throw		Rebounds				pf	dq	a	to	blk	stl	pts	avg
					fg-fga	fg%	3fg-fga	3fg%	ft-fita	ft%	off	def	tot	avg								
00	MINNETT, Jaylen	1-0	34	34.0	6-15	.400	5-12	.417	4-4	1.000	0	3	3	3.0	2	0	2	2	0	1	21	21.0
04	HANSEN, Jack	1-0	18	18.0	3-8	.375	2-6	.333	2-2	1.000	1	3	4	4.0	2	0	0	0	1	0	10	10.0
05	JUSTICE, Camron	1-1	11	11.0	1-6	.167	1-4	.250	6-7	.857	0	3	3	3.0	2	0	0	3	0	1	9	9.0
23	WEATHERFORD, Gra	1-1	26	26.0	3-7	.429	0-1	.000	2-2	1.000	0	2	2	2.0	3	0	1	3	0	1	8	8.0
11	KENYON, Brandon	1-0	16	16.0	2-5	.400	0-1	.000	3-3	1.000	0	1	1	1.0	5	1	0	1	0	0	7	7.0
22	McCALL, D.J.	1-1	32	32.0	2-8	.250	0-1	.000	0-2	.000	4	1	5	5.0	1	0	5	0	0	0	4	4.0
32	GOSS, Elyjah	1-1	26	26.0	2-5	.400	0-1	.000	0-2	.000	2	6	8	8.0	0	0	0	1	2	1	4	4.0
10	ROGERS, Nick	1-0	19	19.0	1-2	.500	1-1	1.000	0-0	.000	0	3	3	3.0	3	0	3	3	0	0	3	3.0
15	ISMAIL, Ahmed	1-1	18	18.0	0-0	.000	0-0	.000	3-4	.750	1	5	6	6.0	4	0	0	2	0	0	3	3.0
Team											1	0	1									
Total.....		1	200		20-56	.357	9-27	.333	20-26	.769	9	27	36	36.0	22	1	11	15	3	4	69	69.0
Opponents.....		1	200		31-66	.470	9-29	.310	11-19	.579	13	30	43	43.0	22	2	18	13	6	10	82	82.0

Home (1-0)

##	Player	gp-gs	min	avg	Total		3-Point		F-Throw		Rebounds				pf	dq	a	to	blk	stl	pts	avg
					fg-fga	fg%	3fg-fga	3fg%	ft-fita	ft%	off	def	tot	avg								
05	JUSTICE, Camron	1-1	36	36.0	7-18	.389	2-9	.222	5-7	.714	1	4	5	5.0	2	0	3	2	0	0	21	21.0
23	WEATHERFORD, Gra	1-1	25	25.0	5-5	1.000	1-1	1.000	3-4	.750	0	1	1	1.0	5	1	4	4	0	0	14	14.0
32	GOSS, Elyjah	1-1	27	27.0	3-7	.429	1-3	.333	3-4	.750	3	7	10	10.0	1	0	1	1	2	1	10	10.0
10	ROGERS, Nick	1-0	16	16.0	1-3	.333	1-3	.333	6-10	.600	0	2	2	2.0	0	0	1	2	0	2	9	9.0
00	MINNETT, Jaylen	1-0	22	22.0	2-10	.200	1-7	.143	2-2	1.000	0	3	3	3.0	1	0	1	2	0	0	7	7.0
24	HALL, Evan	1-1	26	26.0	3-5	.600	0-0	.000	0-0	.000	1	1	2	2.0	3	0	1	2	0	1	6	6.0
04	HANSEN, Jack	1-0	9	9.0	1-2	.500	1-1	1.000	0-0	.000	0	1	1	1.0	2	0	0	1	0	0	3	3.0
15	ISMAIL, Ahmed	1-0	5	5.0	0-2	.000	0-0	.000	1-2	.500	2	2	4	4.0	4	0	0	1	1	0	1	1.0
11	KENYON, Brandon	1-0	3	3.0	0-0	.000	0-0	.000	0-0	.000	0	0	0	0.0	0	0	0	0	1	0	0	0.0
22	McCALL, D.J.	1-1	31	31.0	0-5	.000	0-1	.000	0-0	.000	3	4	7	7.0	2	0	5	2	0	1	0	0.0
Team											2	1	3									
Total.....		1	200		22-57	.386	7-25	.280	20-29	.690	12	26	38	38.0	20	1	16	17	4	5	71	71.0
Opponents.....		1	200		19-53	.358	6-17	.353	21-26	.808	8	27	35	35.0	27	2	11	18	5	6	65	65.0

Road (1-1)

##	Player	gp-gs	min	avg	Total		3-Point		F-Throw		Rebounds				pf	dq	a	to	blk	stl	pts	avg
					fg-fga	fg%	3fg-fga	3fg%	ft-fita	ft%	off	def	tot	avg								
05	JUSTICE, Camron	2-2	44	22.0	8-25	.320	3-16	.188	19-20	.950	1	4	5	2.5	4	0	3	4	0	4	38	19.0
24	HALL, Evan	1-1	33	33.0	8-16	.500	0-0	.000	2-6	.333	6	4	10	10.0	2	0	0	2	2	1	18	18.0
00	MINNETT, Jaylen	2-0	49	24.5	7-20	.350	6-17	.353	4-4	1.000	0	6	6	3.0	6	0	3	2	0	2	24	12.0
04	HANSEN, Jack	2-0	29	14.5	5-13	.385	3-9	.333	2-2	1.000	2	4	6	3.0	2	0	1	0	1	0	15	7.5
11	KENYON, Brandon	1-0	16	16.0	2-5	.400	0-1	.000	3-3	1.000	0	1	1	1.0	5	1	0	1	0	0	7	7.0
32	GOSS, Elyjah	2-2	54	27.0	5-10	.500	2-3	.667	1-3	.333	5	13	18	9.0	3	0	0	2	2	1	13	6.5
23	WEATHERFORD, Gra	2-2	56	28.0	4-11	.364	0-2	.000	4-5	.800	0	5	5	2.5	6	0	4	5	0	2	12	6.0
10	ROGERS, Nick	2-0	34	17.0	3-4	.750	3-3	1.000	2-2	1.000	0	4	4	2.0	5	0	4	4	0	1	11	5.5
22	McCALL, D.J.	2-2	60	30.0	2-11	.182	0-1	.000	0-2	.000	8	4	12	6.0	3	0	6	4	0	0	4	2.0
15	ISMAIL, Ahmed	2-1	25	12.5	0-1	.000	0-0	.000	3-4	.750	1	5	6	3.0	9	1	1	3	0	0	3	1.5
Team											2	1	3									
Total.....		2	400		44-116	.379	17-52	.327	40-51	.784	25	51	76	38.0	45	2	22	27	5	11	145	72.5
Opponents.....		2	400		52-112	.464	17-50	.340	30-48	.625	18	53	71	35.5	41	3	29	28	8	14	151	75.5

2018-2019 INDIVIDUAL SUPERLATIVES

	IUPUI	Opponent
Points	29- Justice at Boston College (11/14/18)	24- Ryan Welage at Xavier (11/6/18)
Field Goals Made	8- Hall at Boston College (11/14/18)	9- Ryan Welage at Xavier (11/6/18)
Field Goals Attempted	19- Justice at Boston College (11/14/18)	17- Ryan Welage at Xavier (11/6/18)
Highest FG Pct. (min. 5 made)	1.000 (5-5)- Weatherford vs. Eastern Ill. (11/10/18)	.727 (8-11)- Tyrique Jones at Xavier (11/6/18)
3-Pt Field Goals Made	5- Minnett at Xavier (11/6/18)	6- Ryan Welage at Xavier (11/6/18)
3-Pt Field Goals Attempted	12- twice	13- Ryan Welage at Xavier (11/6/18)
3-Pt FG Pct. (min. 3 made)	.417 (5-12)- Minnett at Xavier (11/6/18)	.667 (4-6)- Jordan Chatman at Boston College (11/14/18)
Free Throws Made	13- Justice at Boston College (11/14/18)	8- Wynston Tabbs at Boston College (11/14/18)
Free Throws Attempted	13- Justice at Boston College (11/14/18)	10- Rade Kukobat vs. Eastern Ill. (11/10/18)
Free Throw Pct. (min. 5 made)	1.000 (13-13)- Justice at Boston College (11/14/18)	1.000 (6-6)- Mack Smith vs. Eastern Ill. (11/10/18)
Offensive Rebounds	6- Hall at Boston College (11/14/18)	4- Tyrique Jones at Xavier (11/6/18)
Defensive Rebounds	7- twice	7- twice
Total Rebounds	10- three times	9- Ky Bowman at Boston College (11/14/18)
Assists	5- twice	7- Naji Marshall at Xavier (11/6/18)
Turnovers	4- twice	6- Josiah Wallace vs. Eastern Ill. (11/10/18)
Blocked Shots	2- three times	5- Zach Hankins at Xavier (11/6/18)
Steals	3- Justice at Boston College (11/14/18)	4- Tyrique Jones at Xavier (11/6/18)
Minutes Played (regulation game)	36- Justice vs. Eastern Ill. (11/10/18)	40- Ky Bowman at Boston College (11/14/18)
Minutes Played (OT game)		

2018-2019 TEAM SUPERLATIVES

IUPUI High	IUPUI Low	Statistical Category	Opponent High	Opponent Low
76 - at Boston Coll. (11/14)	69 - at Xavier (11/6)	Points	82 - at Xavier (11/6)	65 - Eastern Ill. (11/10)
36 - at Boston Coll. (11/14)	34 - at Xavier (11/6)	1st Half Points	42 - at Boston Coll. (11/14)	31 - Eastern Ill. (11/10)
40 - at Boston Coll. (11/14)	35 - at Xavier (11/6)	2nd Half Points	45 - at Xavier (11/6)	27 - at Boston Coll. (11/14)
24 - at Boston Coll. (11/14)	20 - at Xavier (11/6)	Field Goals	31 - at Xavier (11/6)	19 - Eastern Ill. (11/10)
60 - at Boston Coll. (11/14)	56 - at Xavier (11/6)	Field Goal Attempts	66 - at Xavier (11/6)	46 - at Boston Coll. (11/14)
.400 - at Boston Coll. (11/14)	.357 - at Xavier (11/6)	FG Percentage	.470 - at Xavier (11/6)	.358 - Eastern Ill. (11/10)
9 - at Xavier (11/6)	7 - Eastern Ill. (11/10)	3-Point Field Goals	9 - at Xavier (11/6)	6 - Eastern Ill. (11/10)
27 - at Xavier (11/6)	25 - 2x	3-Point Field Goal Att.	29 - at Xavier (11/6)	17 - Eastern Ill. (11/10)
.333 - Eastern Ill. (11/10)	.280 - at Xavier (11/6)	3-Point FG Percentage	.381 - at Boston Coll. (11/14)	.310 - at Xavier (11/6)
20 - 3x	20 - 3x	Free Throws	21 - Eastern Ill. (11/10)	11 - at Xavier (11/6)
29 - Eastern Ill. (11/10)	25 - at Boston Coll. (11/14)	Free Throw Attempts	29 - at Boston Coll. (11/14)	19 - at Xavier (11/6)
.800 - at Boston Coll. (11/14)	.690 - at Xavier (11/6)	Free Throw Percentage	.808 - Eastern Ill. (11/10)	.579 - at Xavier (11/6)
16 - at Boston Coll. (11/14)	9 - at Xavier (11/6)	Offensive Rebounds	13 - at Xavier (11/6)	5 - at Boston Coll. (11/14)
27 - at Xavier (11/6)	24 - at Boston Coll. (11/14)	Defensive Rebounds	30 - at Xavier (11/6)	23 - at Boston Coll. (11/14)
40 - at Boston Coll. (11/14)	36 - at Xavier (11/6)	Total Rebounds	43 - at Xavier (11/6)	28 - at Boston Coll. (11/14)
23 - at Boston Coll. (11/14)	20 - Eastern Ill. (11/10)	Fouls	27 - Eastern Ill. (11/10)	19 - at Boston Coll. (11/14)
16 - Eastern Ill. (11/10)	11 - 2x	Assists	18 - at Xavier (11/6)	11 - 2x
17 - Eastern Ill. (11/10)	12 - at Boston Coll. (11/14)	Turnovers	18 - Eastern Ill. (11/10)	13 - at Xavier (11/6)
4 - 2x	2 - at Boston Coll. (11/14)	Blocked Shots	6 - at Xavier (11/6)	2 - at Boston Coll. (11/14)
7 - at Boston Coll. (11/14)	4 - at Xavier (11/6)	Steals	10 - at Xavier (11/6)	4 - at Boston Coll. (11/14)

2018-2019 GAME-BY-GAME LEADERS / STARTING FIVES

Opponent	Starting 5	Points	Rebounds	Assists	Blocks	Steals
#Central State	Goss-Hall-Johnson-Justice-Weatherford	Justice/Minnett (19)	Hall (12)	Justice (5)	Ahmed (2)	Rogers (3)
at Xavier	Goss-Ismail-Justice-McCall-Weatherford	Minnett (21)	Goss (8)	McCall (5)	Goss (2)	4 tied w/ (1)
Eastern Illinois	Goss-Hall-Justice-McCall-Weatherford	Justice (21)	Goss (10)	McCall (5)	Goss (2)	Rogers (2)
at Boston College	Goss-Hall-Justice-McCall-Weatherford	Justice (29)	Goss/Hall (10)	Justice/Weatherford (3)	Hall (2)	Justice (3)
at Richmond						
vs. St. Francis (NY)						
vs. Grambling/Niagara						
Bradley						
Ball State						
IU Kokomo						
IU Northwest						
Western Illinois						
at Purdue Fort Wayne						
at Morehead State						
at Northern Ky.						
at Wright State						
at UIC						
Cleveland St.						
Youngstown St.						
at Green Bay						
at Milwaukee						
Oakland						
Detroit Mercy						
Northern Ky.						
Wright State						
UIC						
at Youngstown St.						
at Cleveland St.						
Milwaukee						
Green Bay						
at Detroit Mercy						
at Oakland						
HL Quarters						
HL Semis						
HL Championship						

2018-2019 POINTS-REBOUNDS-ASSISTS

				00	04	05	10	11	15	22
Opponent	Date	Score		MINNETT,JA	HANSEN,JAC	JUSTICE,CA	ROGERS,NIC	KENYON,BRA	ISMAIL,AHM	MCCALL,DJ
at Xavier	11/06/18	69-82	L	21-3-2	10-4-0	9-3-0	3-3-3	7-1-0	3-6-0	4-5-5
EASTERN ILL.	11/10/18	71-65	w	7-3-1	3-1-0	21-5-3	9-2-1	0-0-0	1-4-0	0-7-5
at Boston College	11/14/18	76-69	w	3-3-1	5-2-1	29-2-3	8-1-1	DNP	0-0-1	0-7-1


				23	24	32
Opponent	Date	Score		WEATHERFOR	HALL,EVAN	GOSS,ELYJA
at Xavier	11/06/18	69-82	L	8-2-1	DNP	4-8-0
EASTERN ILL.	11/10/18	71-65	w	14-1-4	6-2-1	10-10-1
at Boston College	11/14/18	76-69	w	4-3-3	18-10-0	9-10-0

2018-2019 COMPARISON STATISTICS

Opponent	1st	2nd	Score	Mar	Total FG	FG Pct	3-Pointers	3FG Pct	Free Throws	FT Pct	Rebounds	Assist	T/Over	Block	Steal	Fouls
Xavier	34/37	35/45	69-82	(13)	20-56/31-66	.357/.470	9-27/9-29	.333/.310	20-26/11-19	.769/.579	36/43 (7)	11/18	15/13	3/6	4/10	22/22
EASTERN ILL.	35/31	36/34	71-65	+6	22-57/19-53	.386/.358	7-25/6-17	.280/.353	20-29/21-26	.690/.808	38/35 +3	16/11	17/18	4/5	5/6	20/27
Boston College	36/42	40/27	76-69	+7	24-60/21-46	.400/.457	8-25/8-21	.320/.381	20-25/19-29	.800/.655	40/28 +12	11/11	12/15	2/2	7/4	23/19

Note: Game totals are displayed in the format TEAM/OPPONENT for each category

HEAD COACH JASON GARDNER



Jason Gardner was named the eighth head coach in IUPUI men's basketball program's history on April 2, 2014. Gardner, the 1999 winner of the Indiana Mr. Basketball Award, spent a year on the University of Memphis bench and two seasons at Loyola prior to that.

In his first season on the Jaguars' bench, he guided IUPUI to 10 wins, more than tripling the program's Division I win total from a year prior. His hiring paid immediate dividends on the recruiting trail, as he immediately inked five Division I transfers, four of whom were former in-state standouts. His success on the

recruiting circuit continued leading into the 2015-16 campaign as he landed former Indiana All-Star Ron Patterson from Syracuse, along with former Kentucky All-Star Evan Hall and talented Indianapolis guard T.J. Henderson.

While at Memphis, Gardner helped the Tigers to a 24-10 record as Shaq Goodwin and Joe Jackson earned All-Conference accolades. In addition, Memphis forward Austin Nichols was a unanimous selection to the American Athletics Conference All-Rookie Team after averaging 9.1 points and 4.2 boards per game. Gardner was a college teammate of current Memphis Head Coach Josh Pastner at Arizona.

Prior to coming to Memphis, Gardner was an assistant under Porter Moser at Loyola, helping the Ramblers to an eight-game improvement from 2011-12 to 2012-13. He coached Ben Averkamp to All-Horizon League accolades for two straight seasons, while Loyola point guard Cully Payne was a Bob Cousy Award nominee. He also helped recruit one of the top signing classes in the Horizon League prior to the 2012-13 season. Gardner's coaching career began in 2010 when he served as an assistant at nearby Cathedral High School.

Gardner's racked up numerous accolades during his prestigious high school, college and professional playing careers. He was a 1999 McDonald's and Parade All-American while at North Central High School, finishing his prep career with a school record 1,669 points. He was a two-time Gatorade Circle of Champions Indiana Player of the Year and was named the 1998-99 Indianapolis County Player of the Year by The Indianapolis Star and Indianapolis News. His senior season, he helped NCHS to the IHSAA 4A state championship and Tournament of Champions title while averaging 22.6 points, 4.7 rebounds, 4.0 assists and 3.0 steals per game.

The 5-foot-10 point guard was recruited to the University of Arizona by legendary Head Coach Lute Olsen, where he was a four-year All-American for the Wildcats. He was the 2002-03 Naismith National Player of the Year and Lowe's Senior CLASS award recipient. He was the 2000 consensus National Freshman of the Year and closed his career as one of four players in Pac-12 history with 1,500 points, 500 assists and 200 steals for a career. He helped lead Arizona to two Pac-12 regular season titles (2000, 2003) and four consecutive NCAA Tournament berths. The Wildcats made three Sweet Sixteens (2001, 2002, 2003), two Elite Eights (2001, 2003) and were the NCAA national runner-up in 2001. All total, Arizona won 107 games during Gardner's four seasons and he still holds school records for games started (135) and minutes played (4,825), while ranking third in school history with 1,984 career points. He also finished second in threes made (318) and fourth in assists (622). He earned his degree from the university in 2011 in disciplinary studies.

Gardner later played professionally overseas for more than eight years, primarily in Germany. In 2009, he was named MVP of German Basketball Bundesliga after helping Oldenburg to the league crown, averaging 13.7 points, 4.0 assists and 3.0 boards per game. He was a two-time Basketball Bundesliga All-Star, including starting the 2007 game.

Gardner is married to the former Jacquelyn Maxberry and the couple has four children, Jasper, Jason Jr., Jacob and Jackson.



THE GARDNER FILE

School: Arizona, '11
Seasons with IUPUI: fifth season
Career Record: 50-78 (5th year)
Coaching Experience:
 2014-pres., Head Coach, IUPUI
 2013-14, Assistant Coach, Memphis
 2011-13, Assistant Coach, Loyola (Ill.)
 2010-11, Assistant Coach, Cathedral H.S.



IUPUI PLAYER CAREER STATS

GOSS, Elyjah

Season	gp-gs	min/avg	Total		3-Point		F-Throws		Rebounds				pf	fo	ast	to	blk	stl	Scoring	
			fg-fga	pct	fg-fga	pct	ft-fita	pct	off	def	tot	avg							pts	avg
2017-18	30-0	414/13.8	41-93	.441	4-13	.308	22-29	.759	38	68	106	3.5	46	0	12	20	11	12	108	3.6
2018-19	3-3	81/27.0	8-17	.471	3-6	.500	4-7	.571	8	20	28	9.3	4	0	1	3	4	2	23	7.7
TOTAL	33-3	495/15.0	49-110	.445	7-19	.368	26-36	.722	46	88	134	4.1	50	0	13	23	15	14	131	4.0

HALL, Evan

Season	gp-gs	min/avg	Total		3-Point		F-Throws		Rebounds				pf	fo	ast	to	blk	stl	Scoring	
			fg-fga	pct	fg-fga	pct	ft-fita	pct	off	def	tot	avg							pts	avg
2015-16	23-11	383/16.7	50-97	.515	1-1	1.000	19-47	.404	41	50	91	4.0	67	4	14	17	7	10	120	5.2
2016-17	30-23	596/19.9	96-163	.589	0-0	.000	35-89	.393	73	83	156	5.2	83	1	14	40	24	16	227	7.6
2017-18	29-29	655/22.6	97-215	.451	0-0	.000	30-102	.294	74	104	178	6.1	79	1	20	54	25	21	224	7.7
2018-19	2-2	59/29.5	11-21	.524	0-0	.000	2-6	.333	7	5	12	6.0	5	0	1	4	2	2	24	12.0
TOTAL	84-65	1693/20.2	254-496	.512	1-1	1.000	86-244	.352	195	242	437	5.2	234	6	49	115	58	49	595	7.1

McCALL, D.J.

Season	gp-gs	min/avg	Total		3-Point		F-Throws		Rebounds				pf	fo	ast	to	blk	stl	Scoring	
			fg-fga	pct	fg-fga	pct	ft-fita	pct	off	def	tot	avg							pts	avg
2014-15	31-15	664/21.4	52-124	.419	6-19	.316	39-61	.639	31	58	89	2.9	49	1	38	55	1	19	149	4.8
2016-17	32-22	678/21.2	51-120	.425	5-18	.278	45-77	.584	66	95	161	5.0	71	0	48	41	8	22	152	4.8
2017-18	29-27	799/27.6	70-173	.405	10-40	.250	53-74	.716	48	73	121	4.2	67	2	57	41	11	43	203	7.0
2018-19	3-3	91/30.3	2-16	.125	0-2	.000	0-2	.000	11	8	19	6.3	5	0	11	6	0	1	4	1.3
TOTAL	95-67	2232/23.5	175-433	.404	21-79	.266	137-214	.640	156	234	390	4.1	192	3	154	143	20	85	508	5.3

MINNETT, Jaylen

Season	gp-gs	min/avg	Total		3-Point		F-Throws		Rebounds				pf	fo	ast	to	blk	stl	Scoring	
			fg-fga	pct	fg-fga	pct	ft-fita	pct	off	def	tot	avg							pts	avg
2017-18	30-4	630/21.0	69-173	.399	51-126	.405	24-30	.800	12	24	36	1.2	42	0	35	39	1	14	213	7.1
2018-19	3-0	71/23.7	9-30	.300	7-24	.292	6-6	1.000	0	9	9	3.0	7	0	4	4	0	2	31	10.3
TOTAL	33-4	701/21.2	78-203	.384	58-150	.387	30-36	.833	12	33	45	1.4	49	0	39	43	1	16	244	7.4

ROGERS, Nick

Season	gp-gs	min/avg	Total		3-Point		F-Throws		Rebounds				pf	fo	ast	to	blk	stl	Scoring	
			fg-fga	pct	fg-fga	pct	ft-fita	pct	off	def	tot	avg							pts	avg
2017-18	27-25	635/23.5	40-120	.333	17-49	.347	40-56	.714	8	35	43	1.6	54	1	81	56	1	12	137	5.1
2018-19	3-0	50/16.7	4-7	.571	4-6	.667	8-12	.667	0	6	6	2.0	5	0	5	6	0	3	20	6.7
TOTAL	30-25	685/22.8	44-127	.346	21-55	.382	48-68	.706	8	41	49	1.6	59	1	86	62	1	15	157	5.2

IUPUI PLAYER CAREER-HIGHS

	#0 JAYLEN MINNETT	#2 JAKOBY KEMP	#4 JACK HANSEN	#5 CAMRON JUSTICE	#10 NICK ROGERS	#11 BRANDON KENYON	#15 AHMED ISMAIL	#22 D.J. MCCALL	#23 GRANT WEATHERFORD	#24 EVAN HALL	#25 TREVOR JOHNSON	#32 ELYJAH GOSS	#55 DANIEL ALSTON
PTS:	21 (11/6/18)	---	10 (11/6/18)	29 (11/14/18)	11 - 3x	7 (11/6/18)	3 (11/6/18)	25 (11/28/17)	14 (11/10/18)	21 (1/11/17)	---	10 - 2x	---
REB:	4 - 2x	---	4 (11/6/18)	5 (11/10/18)	5 - 2x	1 (11/6/18)	13 (12/3/16)	3 (11/14/18)	12 (2/19/18)	---	---	12 (11/13/17)	---
AST:	3 (1/10/18)	---	1 (11/14/18)	3 - 2x	6 - 2x	---	1 (11/14/18)	7 (12/28/16)	4 (11/10/18)	4 (12/12/16)	---	3 (2/23/18)	---
FG:	6 - 2x	---	3 (11/6/18)	7 - 2x	4 (1/2/18)	2 (11/6/18)	---	9 (11/28/17)	5 (11/10/18)	10 (2/16/18)	---	4 - 2x	---
FGA:	15 (11/6/18)	---	8 (11/6/18)	19 (11/14/18)	11 (1/2/18)	5 (11/6/18)	2 (11/10/18)	20 (11/28/17)	7 (11/6/18)	16 (11/14/18)	---	8 (11/13/17)	---
3FG:	5 (11/6/18)	---	2 (11/6/18)	2 - 2x	3 (2/23/18)	---	---	3 - 3x	1 (11/10/18)	1 (11/13/15)	---	2 (11/14/18)	---
3FGA:	12 (11/6/18)	---	6 (11/6/18)	12 (11/14/18)	5 (12/30/17)	1 (11/6/18)	---	7 (11/28/17)	1 - 3x	1 (11/13/15)	---	3 (11/10/18)	---
FT:	4 - 2x	---	2 (11/6/18)	13 (11/14/18)	8 - 2x	3 (11/6/18)	3 (11/6/18)	9 (2/23/18)	3 (11/10/18)	8 (12/12/16)	---	4 - 2x	---
FTA:	4 - 3x	---	2 (11/6/18)	13 (11/14/18)	10 - 2x	3 (11/6/18)	4 (11/6/18)	11 (2/23/18)	4 (11/10/18)	9 - 2x	---	6 (12/22/17)	---
BLK:	1 (12/22/17)	---	1 (11/6/18)	---	1 - 2x	1 (11/10/18)	1 (11/10/18)	2 (1/16/18)	---	4 (2/16/18)	---	3 (11/13/17)	---
STL:	3 (12/2/17)	---	---	3 (11/14/18)	2 - 5x	---	---	4 - 3x	1 - 2x	3 (1/10/18)	---	2 - 2x	---
MIN:	37 (11/11/17)	---	18 (11/6/18)	36 (11/10/18)	33 (1/4/18)	16 (11/6/18)	18 (11/6/18)	38 (2/19/15)	29 (11/14/18)	33 - 2x	---	27 - 2x	---

LAST FOUR BOX SCORES

EXH. GAME • IUPUI 86, CENTRAL STATE 52 (INDIANA FARMERS COLISEUM)

Central St. (OH) 52 • 0-2

#	Player	Total		3-Ptr		Rebounds			PF	TP	A TO Blk Stl					Min
		FG-FGA	FG-FGA	FT-FTA	Off Def Tot	PF	TP	A TO Blk Stl								
24	Stacey Whitt	f	2-7	0-3	1-2	2 2 4	4 5	3 6 1 0	29							
35	Malik Fisher	c	1-8	0-3	5-8	1 2 3	3 7	0 2 1 0	1							
04	Tom Johnson	g	2-9	0-1	3-6	2 4 6	1 7	1 3 0 1	34							
12	Orian Monford	g	2-7	0-1	0-0	0 1 1	2 4	2 0 0 0	21							
23	Dorian Crutcher	g	2-5	1-4	3-3	1 2 3	0 8	1 1 1 0	26							
02	Joey Williams		1-2	0-0	0-0	0 1 1	0 2	0 1 0 0	13							
03	Randal Clarkson, Jr.		0-1	0-1	2-4	0 3 3	4 2	2 4 0 0	24							
15	Blake Spaulding		0-0	0-0	0-0	0 2 2	0 0	0 1 0 1	3							
22	Quinton Glaspie		6-11	3-6	2-6	1 4 5	5 17	1 1 0 0	25							
Team						0 3 3		1								
Totals			16-50	4-19	16-29	7 24 31	19 52	10 20 3 5	200							
FG % 1st Half: 8-26 30.8% 2nd half: 8-24 33.3% Game: 16-50 32.0%																
3FG % 1st Half: 0-8 0.0% 2nd half: 4-11 36.4% Game: 4-19 21.1%																
FT % 1st Half: 7-13 53.8% 2nd half: 9-16 56.3% Game: 16-29 55.2%																

IUPUI 86 • 1-0

#	Player	Total		3-Ptr		Rebounds			PF	TP	A TO Blk Stl					Min
		FG-FGA	FG-FGA	FT-FTA	Off Def Tot	PF	TP	A TO Blk Stl								
24	HALL, Evan	f	4-7	0-0	2-2	5 7 12	1 10	4 1 1 0	19							
32	GOSS, Elyjah	f	1-1	1-1	0-0	0 5 5	3 3	2 1 0 1	17							
05	JUSTICE, Camron	g	7-16	3-10	2-3	0 2 2	1 19	5 1 0 0	27							
23	WEATHERFORD, Grant	g	1-3	0-1	1-2	0 3 3	2 3	3 0 1 2	24							
25	JOHNSON, Trevor	g	2-3	1-1	0-0	1 2 3	4 5	1 1 0 0	15							
01	MINNETT, Jaylen		7-13	4-10	1-1	0 1 1	3 19	2 3 0 1	26							
00	Jakoby Kemp		0-1	0-0	1-2	0 0 0	1 1	0 1 0 0	4							
04	HANSEN, Jack		1-5	1-4	1-2	1 3 4	3 4	4 1 0 1	18							
10	ROGERS, Nick		2-7	0-3	0-0	0 2 2	0 4	2 3 0 3	22							
11	KENYON, Brandon		0-1	0-1	0-0	0 0 0	0 0	1 0 0 0	7							
15	ISMAIL, Ahmed		8-8	0-0	2-3	2 6 8	3 18	0 2 2 1	19							
55	ALSTON, Daniel		0-0	0-0	0-0	0 0 0	0 0	0 0 0 0	2							
Team						0 1 1										
Totals			33-65	10-31	10-15	9 32 41	23 86	24 14 4 9	200							
FG % 1st Half: 16-32 50.0% 2nd half: 17-33 51.5% Game: 33-65 50.8%																
3FG % 1st Half: 5-17 29.4% 2nd half: 5-14 35.7% Game: 10-31 32.3%																
FT % 1st Half: 6-8 75.0% 2nd half: 4-7 57.1% Game: 10-15 66.7%																

Officials: Jerry Scherzinger, Brian Shore, Jourdan Love
Technical fouls: Central St. (OH)-None. IUPUI-None.
Attendance: 875
Exhibition Game

Score by periods	1st	2nd	Total
Central St. (OH)	23	29	52
IUPUI	43	43	86

GAME #1 • XAVIER 82, IUPUI 69 (CINCINNATI, OHIO)

IUPUI 69 • 0-1

#	Player	Total		3-Ptr		Rebounds			PF	TP	A TO Blk Stl					Min
		FG-FGA	FG-FGA	FT-FTA	Off Def Tot	PF	TP	A TO Blk Stl								
32	GOSS, Elyjah	f	2-5	0-1	0-2	2 6 8	0 4	0 1 2 1	26							
15	ISMAIL, Ahmed	c	0-0	0-0	3-4	1 5 6	4 3	0 2 0 0	18							
05	JUSTICE, Camron	g	1-6	1-4	6-7	0 3 3	2 9	0 3 0 1	11							
22	McCALL, D.J.	g	2-8	0-1	0-2	4 1 5	1 4	5 0 0 0	32							
23	WEATHERFORD, Grant	g	3-7	0-1	2-2	0 2 2	3 8	1 3 0 1	26							
00	MINNETT, Jaylen		6-15	5-12	4-4	0 3 3	2 21	2 2 0 1	34							
04	HANSEN, Jack		3-8	2-6	2-2	1 3 4	2 10	0 0 1 0	18							
10	ROGERS, Nick		1-2	1-1	0-0	0 3 3	3 3	3 3 0 0	19							
11	KENYON, Brandon		2-5	0-1	3-3	0 1 1	5 7	0 1 0 0	16							
Team						1 0 1										
Totals			20-56	9-27	20-26	9 27 36	22 69	11 15 3 4	200							
FG % 1st Half: 8-31 25.8% 2nd half: 12-25 48.0% Game: 20-56 35.7%																
3FG % 1st Half: 5-17 29.4% 2nd half: 4-10 40.0% Game: 9-27 33.3%																
FT % 1st Half: 13-16 81.3% 2nd half: 7-10 70.0% Game: 20-26 76.9%																

Xavier 82 • 1-0

#	Player	Total		3-Ptr		Rebounds			PF	TP	A TO Blk Stl					Min
		FG-FGA	FG-FGA	FT-FTA	Off Def Tot	PF	TP	A TO Blk Stl								
00	JONES, Tyrique	f	8-11	0-0	1-1	4 2 6	5 17	1 0 0 4	22							
13	MARSHALL, Naji	f	4-13	0-6	5-7	2 2 4	3 13	7 3 0 1	36							
32	WELAGE, Ryan	f	9-17	6-13	0-0	1 6 7	1 24	2 0 1 1	32							
01	SCRUGGS, Paul	g	2-3	1-2	0-1	1 5 6	5 5	4 4 0 2	24							
02	CASTLIN, Kyle	g	3-5	1-2	2-2	2 6 8	1 9	1 1 0 0	29							
04	HARDEN, Elias		2-4	1-3	1-2	0 1 1	3 6	1 1 0 0	18							
11	KENNEDY, Keonte		1-4	0-2	0-0	0 1 1	2 2	2 2 0 1	18							
12	JAMES, Dontarius		0-2	0-1	0-0	0 0 0	0 0	0 1 0 0	4							
35	HANKINS, Zach		2-7	0-0	2-6	3 4 7	2 6	0 1 5 1	17							
Team						0 3 3										
Totals			31-66	9-29	11-19	13 30 43	22 82	18 13 6 10	200							
FG % 1st Half: 14-32 43.8% 2nd half: 17-34 50.0% Game: 31-66 47.0%																
3FG % 1st Half: 3-13 23.1% 2nd half: 6-16 37.5% Game: 9-29 31.0%																
FT % 1st Half: 6-11 54.5% 2nd half: 5-8 62.5% Game: 11-19 57.9%																

Officials: James Breeding, Brent Hampton, Alfred Smith
Technical fouls: IUPUI-JUSTICE, Camron. Xavier-None.
Attendance: 10224

Score by periods	1st	2nd	Total
IUPUI	34	35	69
Xavier	37	45	82

GAME #2 • IUPUI 71, EASTERN ILLINOIS 65 (INDIANA FARMERS COLISEUM)

Eastern Ill. 65 • 0-2

#	Player		Total		3-Ptr		Rebounds			PF	TP	A TO Blk Stl				Min
			FG-FGA	FG-FGA	FT-FTA	Off	Def	Tot								
24	Rade Kukobat	f	5-13	1-3	7-10	2	4	6	2	18	2	2	2	2	35	
32	JaQualis Matlock	f	0-4	0-1	0-0	0	5	5	2	0	3	0	0	0	22	
03	Mack Smith	g	2-5	2-3	6-6	1	7	8	3	12	1	1	0	2	36	
05	Shareef Smith	g	4-6	1-2	4-4	1	0	1	5	13	0	1	0	1	20	
22	Josiah Wallace	g	4-11	1-3	3-3	1	6	7	5	12	3	6	1	0	27	
01	Kashawn Charles		0-0	0-0	0-0	0	0	0	2	0	0	1	0	1	4	
02	Terrell Lewis		0-1	0-1	0-0	0	0	0	3	0	1	3	0	0	7	
10	Cam Burrell		0-3	0-0	0-2	0	1	1	2	0	1	2	2	0	21	
12	Braxton Shaw		0-1	0-0	0-0	0	1	1	1	0	0	0	0	0	1	
13	Shawn Wilson		0-0	0-0	0-0	0	0	0	1	0	0	0	0	0	0+	
23	Ben Harvey		4-9	1-4	1-1	2	1	3	1	10	0	2	0	0	27	
55	Aboubacar Diallo		0-0	0-0	0-0	0	0	0	0	0	0	0	0	0	0+	
Team						1	2	3								
Totals				19-53	6-17	21-26	8	27	35	27	65	11	18	5	6	200
FG % 1st Half: 8-24 33.3%			2nd half: 11-29 37.9%	Game: 19-53 35.8%												
3FG % 1st Half: 2-8 25.0%			2nd half: 4-9 44.4%	Game: 6-17 35.3%												
FT % 1st Half: 13-15 86.7%			2nd half: 8-11 72.7%	Game: 21-26 80.8%												
															Deadball Rebounds 4	